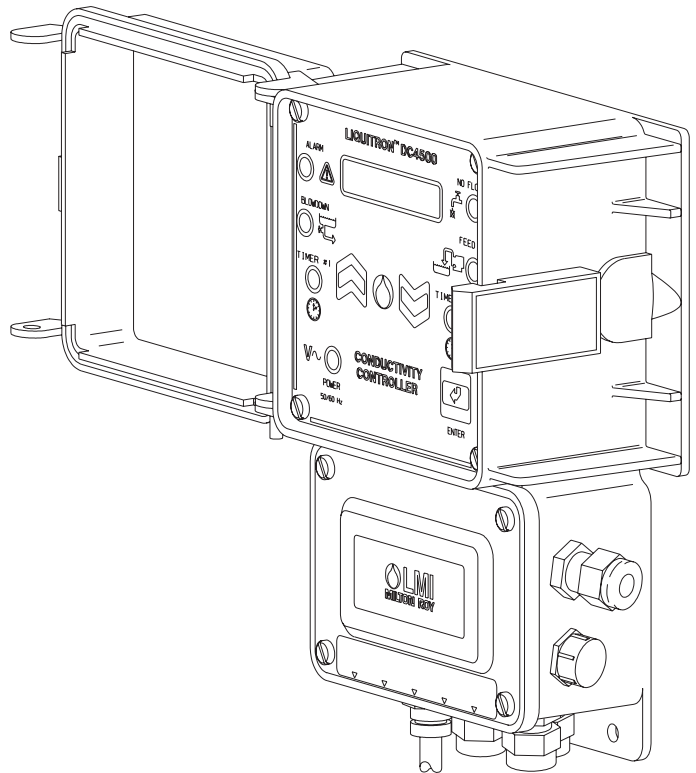


Liquitron™ DC4500 Series Conductivity Controller




Cooling Tower Controller Bleed & Feed with Dual Biocide Additions

*The **Liquitron DC4500 Series Conductivity Controller** is a microprocessor based control system that will operate in a variety of water treatment applications. The DC4500 provides a set point and relay for conductivity control, and a variety of timer functions to control chemical addition, including dual biocides. Pumps may be controlled in either **ON/OFF** or **External Trigger** mode.*

Programming this controller is simple and is accomplished using only three keys. The backlit LCD display and LEDs provide a visual indication of operating conditions and equipment status.



Features

- 0-20,000 μ S Control Range
- Display units in μ S or in PPM/TDS
- Temperature Display in $^{\circ}$ C or $^{\circ}$ F
- High and Low Alarm with Output Relay
- Water Meter Totalizer (Gallons/Liters)
- 4-20 mA Output (Standard)
- Flow Switch Compatible (N.O. or N.C.)
- Backlit LCD Alpha / Numeric Display
- Timer or Conductivity Based Prebleed
- Bleed Output Relay
- Inhibitor Chemical Pump Output (ON / OFF or External Trigger)
- Dual Biocide Pump Output (ON / OFF or External Trigger)
-  ,  and  certified



201 Ivyland Road
Ivyland, PA 18974 USA
TEL: (215) 293-0401
FAX: (215) 293-0445
<http://www.lmipumps.com>

Liquitron DC4500 Series Specifications

Enclosure

NEMA 12X Type (prewired version)

Hardwiring makes the unit suitable for NEMA 4X applications

Material

Housing - Flame retardant, molded TPE

Cover - Clear molded polycarbonate, lockable

Environment

32° F to 122° F (0° C to 50° C)

0% to 95% (non-condensing) Relative Humidity

Hardware

115 VAC ON/OFF units provided with a 6 ft (2 m) power cord and plug, plus three 1 ft (30 cm) output power cords for pumps

230 VAC ON/OFF units provided with a 6 ft (2 m) power cord and plug and throughput connectors for hardwire connections of controlled devices

115 and 230 VAC Proportional units provided with three 10 ft (3 m) output cables for direct connection to "non-ROYTRONIC" 7 Series and 9 Series LMI pumps. A different version of the Controller is available with compatible cables for ROYTRONIC® Series 7 and ROYTRONIC EXCEL™ Series 8 and Series 9 metering pumps.

Electrical

Input

115 VAC 50/60 Hz or 230 VAC 50/60 Hz

Signal Output

4 - 20 mA spannable output for conductivity

Signal Input

Four (4) PG-9 throughput connectors are provided for connection of flow meter, flow switch, communications and other instrumentation

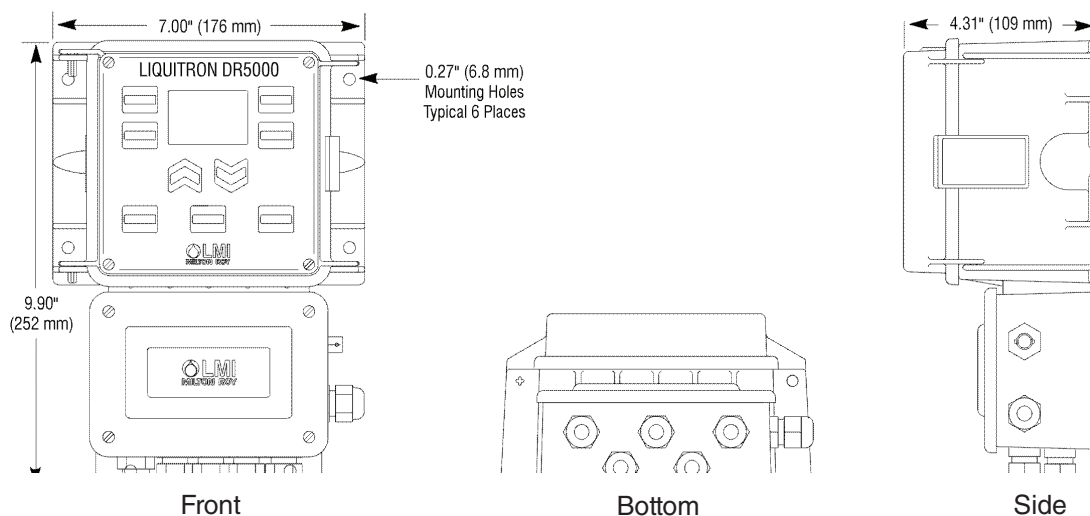
A four (4)-pin microphone jack is provided for the conductivity probe connection

Bleed/Control Output

Four (4) relays, 10 amps @ 115 VAC, 5A @ 230 VAC

Unit fused for 10 amp total load

Dimensions



Operational

Display

16 Character Backlit LCD

LED Indicators

Power, Bleed, Alarm, Flow, Feed, Timer 1, Timer 2

Biocide Timers (Timers 1 & 2)

1-28 Day Cycle Timers

Bleed Set Point:

Rising or Falling (Selectable)

Feed Timer (Selectable)

Pulse (External Trigger):

1 - 999 second run time
1 - 100 count

% of Time (Reset):

1 - 100 minute cycle,
1% - 100% run

Limit (Feed and Bleed):

1 - 999 minute limit

% of Bleed (Feed after Bleed): 1% - 100% of bleed time
With limit of 1-999 minute limit